

AB



1

# Connect Plus

Primary I

Activity Book

Term I



تابع جدید زاکروولی علی موقعنا

<https://www.zakrooly.com>






# Connect Plus



Primary I

Activity Book

Term I



Liz Kilbey



# Contents

Let's remember ..... ii

## Theme 1: Who am I?

Unit 1	This is me .....	2
Unit 2	Meet my family .....	16
Unit 3	In my community .....	30
Review 1	.....	44

## Theme 2: The world around me

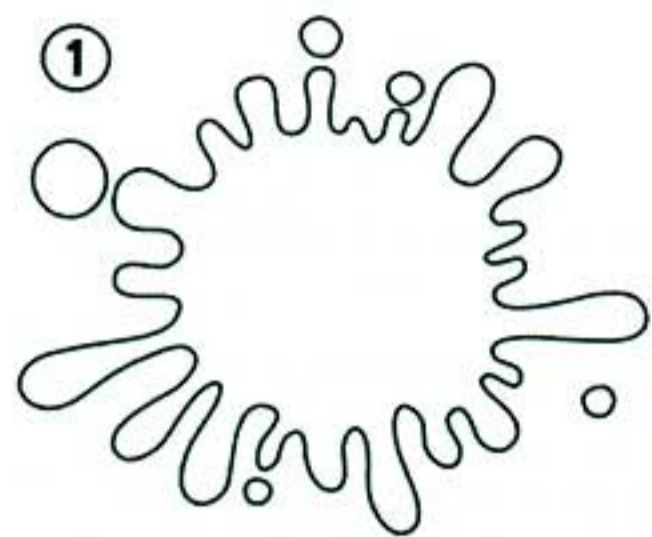
Unit 4	On the farm .....	50
Unit 5	Transportation .....	64
Unit 6	The world around us .....	78
Review 2	.....	92
Fiction reader: The Little Red Hen .....		96



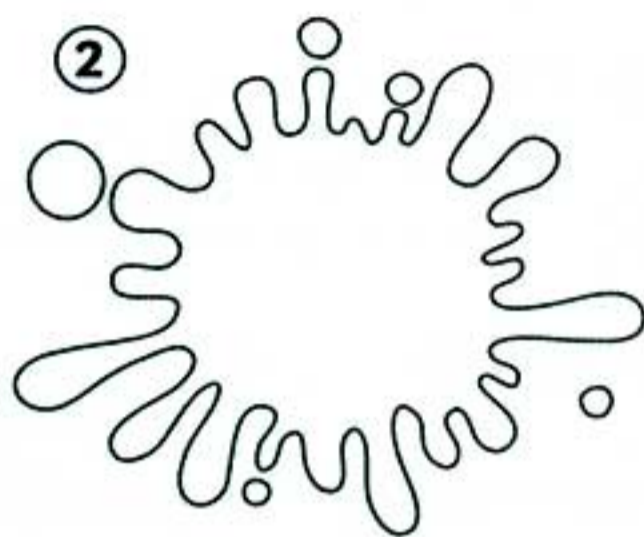
# Let's remember



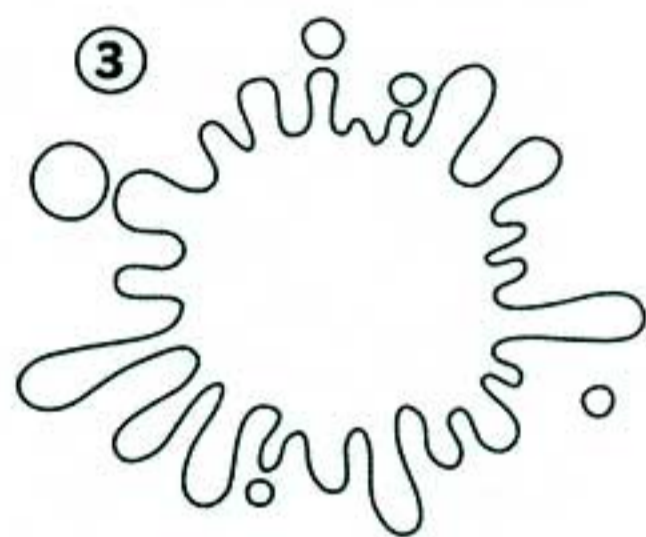
## 1 Color and trace



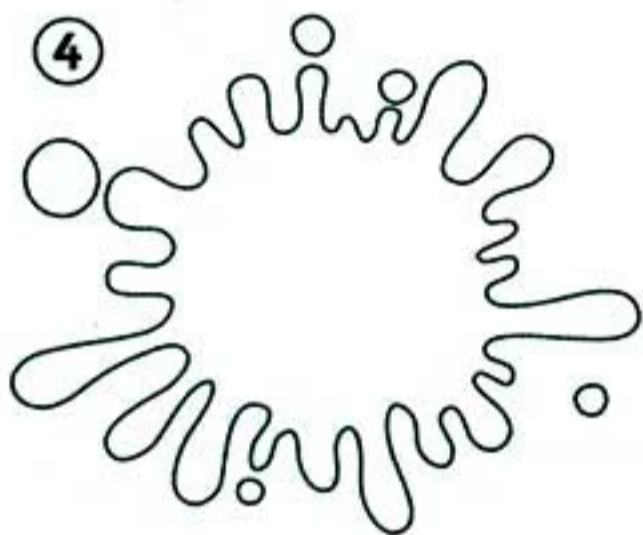
red



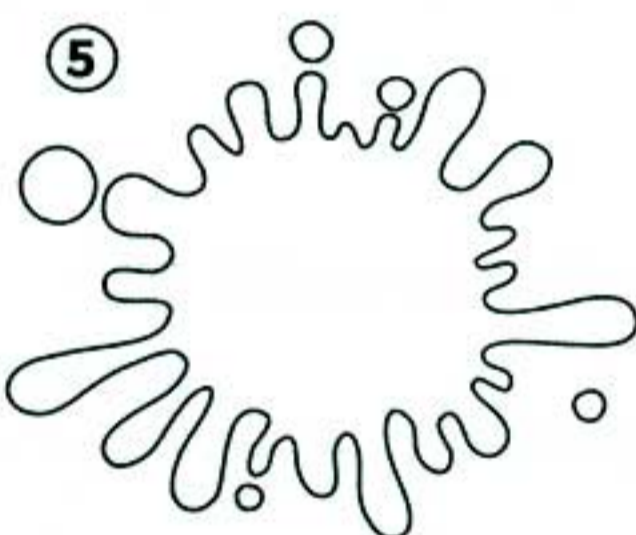
white



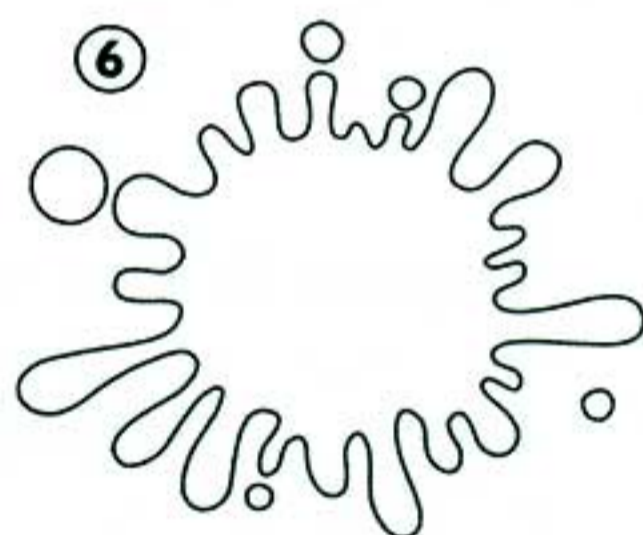
black



purple



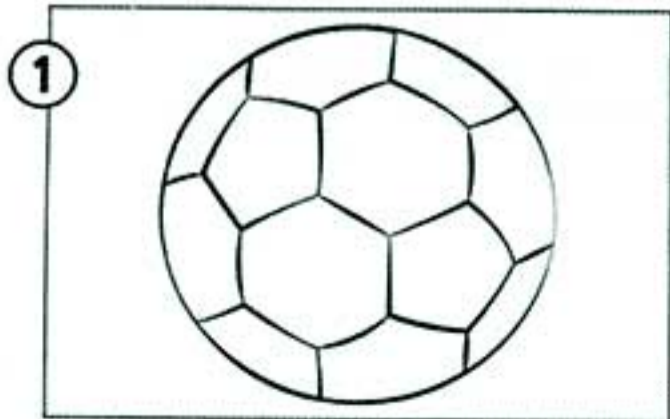
orange



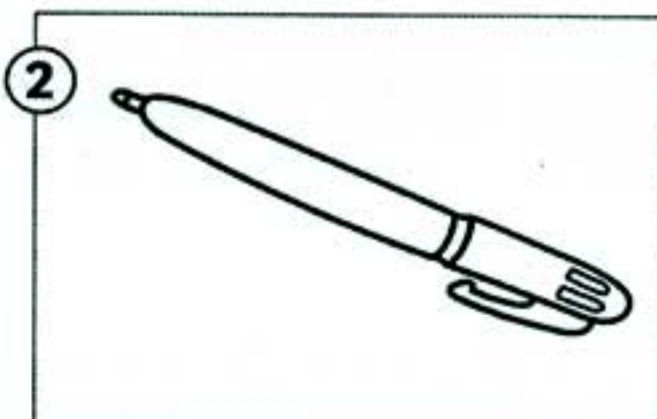
yellow



## 2 Color and complete



It's a green and white



It's a blue .....



It's an orange .....




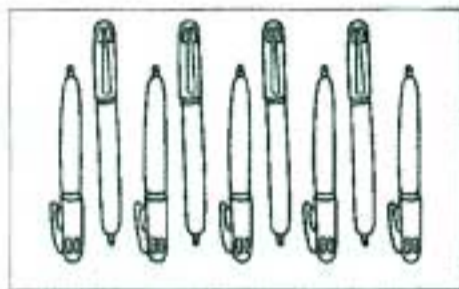






## 1 Count and write the numbers



8




## 2 Read and circle

1



I can see **two/three** red circles.

2



These are **four/five** blue squares.

3



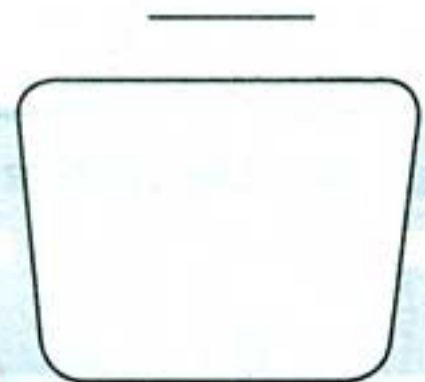


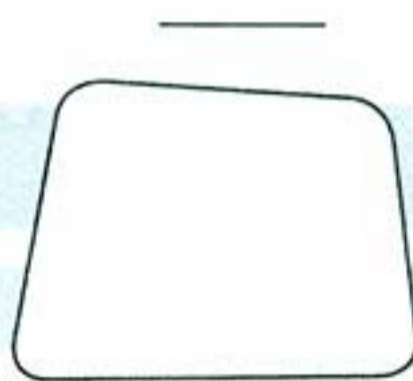


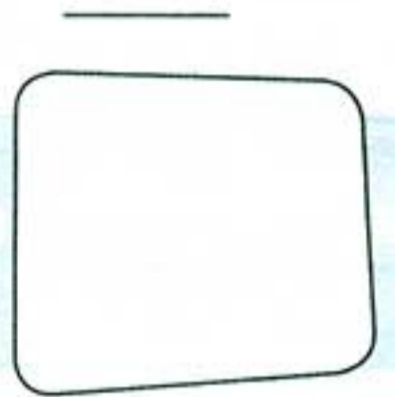
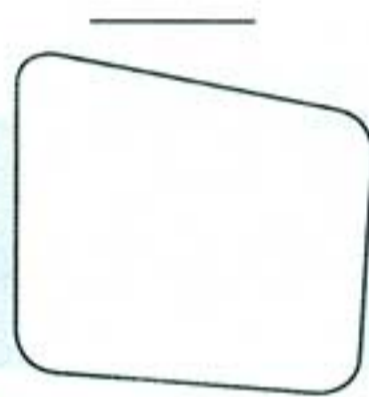
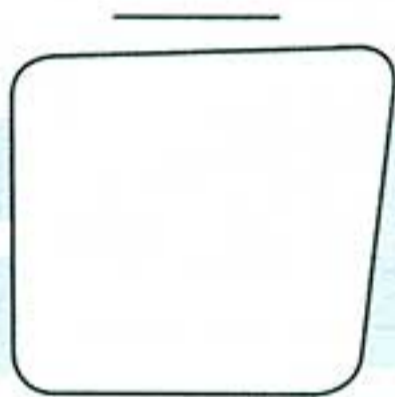
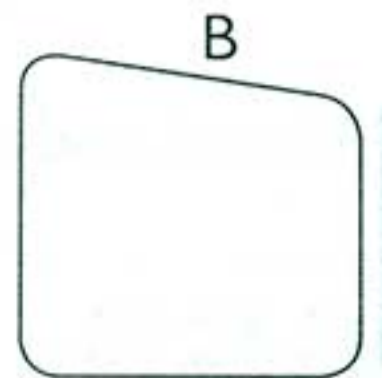
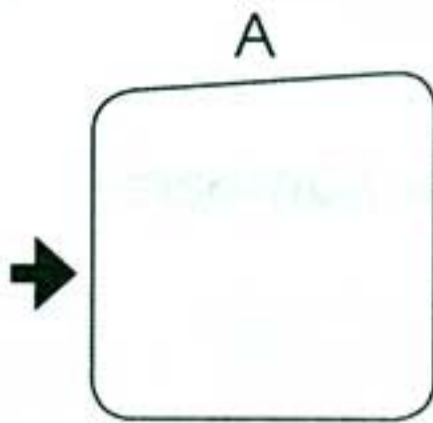
There are **six/seven** green triangles.



# Let's remember



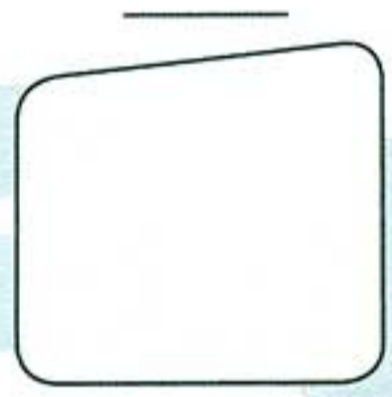


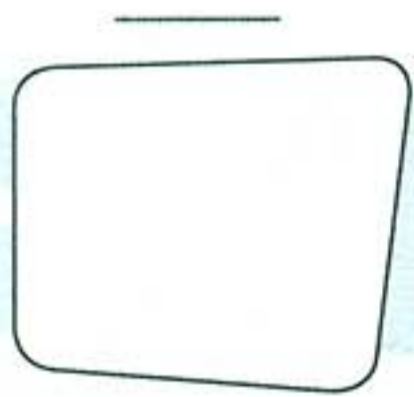



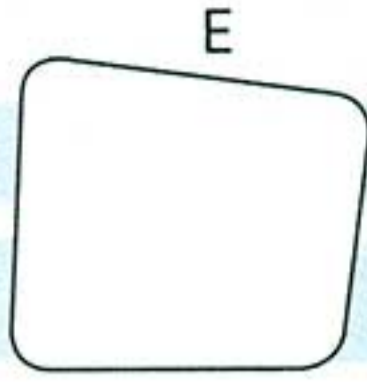
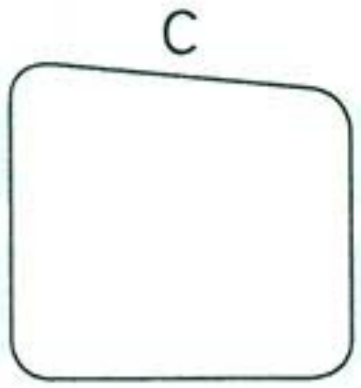


**1 Make an alphabet street. Draw pictures and write the words**






# Let's remember





# Theme 1:



ذاك رولم  
www.zakroly.com

تفوقك في أي عمل عليه العلامة دي



# Who am I?





# Unit 1 This is me



## 1 Look, read and trace



Hello.

I'm Ali. How old are you?

I'm seven.



Hello. I'm Mariam.  
What's your name?

I'm six. How old are you?



## 2 Read, write and circle

What's your name?



How old are you?



I'm .....

I'm **six / seven.**





## 1 Read and complete



Hello! I'm Amira.

I'm s\_x. How old are you?



He l\_l\_o! My n\_\_ e is Youssef.

I'm s\_v\_ n.



## 2 Read and match



Hello.

What's your name?

How old are you?

I'm Hany.

I'm six.

Hello.



## 3 Draw and write



Hello. My name is ..... I'm .....



# Language use



## 1 Read and match

1



2



3



a His name is Omar. He's 5.

b Her name is Salma. She's 8.

c My name is Farid. I'm 6.



## 2 Look and circle

1



His / Her name is Rofaida.

He's / She's 7.

2



His / Her name is Nader.

He's / She's 6.

3



My / Her name is Reem.

I'm / She's 8.





## 1 Read and color



1 black hair and brown eyes



2 brown hair and green eyes



3 brown hair, blue eyes and green glasses



4 brown hair and blue eyes



5 blond hair and blue eyes



6 blond hair, brown eyes and black glasses



## 2 Read and match

1 short, straight hair



2 long, straight hair



3 short, curly hair



4 long, curly hair





# Language use



## 1 Circle, then color

1   
He / She has black glasses.

2   
I have / has brown eyes.

**Look and learn!**  
I have ...  
He / She has ...

3   
He / She has black hair.

4   
She have / has green eyes.

5   
I / She have black glasses.



## 2 Read and color

He has black hair.  
She has blond hair.  
He has brown eyes.  
She has green eyes.




## 3 Complete. Then draw and color

black blond brown blue green red

1 I have ..... hair.


2 I have ..... eyes.







## 1 Look, read and color



## 2 Look again, then read and complete

brown blue ~~black~~ green red ~~six~~ seven

- 1 He has black hair and brown eyes. He's six.
- 2 She has ..... hair and ..... eyes. She's seven.
- 3 He has black hair and ..... eyes. He's .....
- 4 She has ..... hair and brown eyes. She's six.



## 3 Match

- 1 Her name's Laila.
- 2 His name's Mahmoud.
- 3 He's 7.
- 4 She's 6.
- 5 She has long hair.
- 6 He has short hair.





# Today I m wearing



## 1 Read and complete, then color

black brown blond blue green red



1 She has ..... hair and ..... eyes.

2 He has ..... hair and ..... eyes.



3 She has ..... eyes and ..... glasses.

4 He has ..... eyes and ..... glasses.



## 2 Now talk about the people in Exercise 1



She has blue eyes and green glasses.

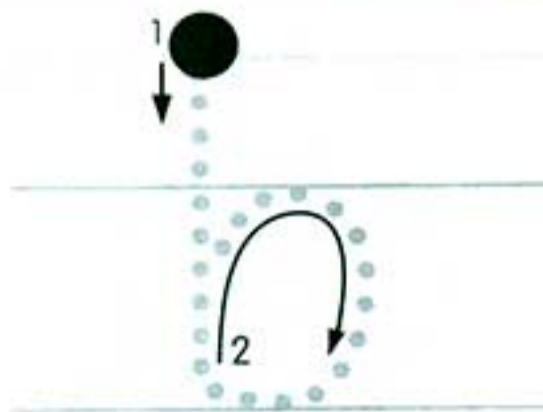


It's the girl in number 3!






## 1 Trace and say



## 2 Match and say



## 3 Write and say

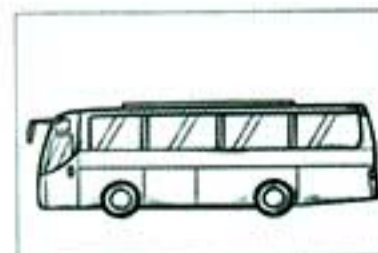
p b



1 bag



2 en



3 us



4 an



5 oy




6 encil




# she's wearing



## 1 Read, draw and color



Her name is Lara. Her hair is long and brown. Her eyes are green.



His name is Samy. He has straight hair. He has brown eyes.




## 2 Read, write, draw and say

My name is .....

I have ..... hair.

My eyes are .....

I'm wearing .....





## Life stages



### 1 Look and match

- 1 baby
- 2 child
- 3 teenager
- 4 adult
- 5 elderly person



### 2 Read and complete

- 1 Samir is 6. He's a child.
- 2 Magda is 16. She's a teenager.
- 3 Omar is 80. He's an elderly person.
- 4 Huda is 1. She's a baby.
- 5 Ramy is 25. He's an adult.



### 3 Now write about you

I'm ..... I'm a .....



# Values

## Let's make friends



### 1 Look and trace



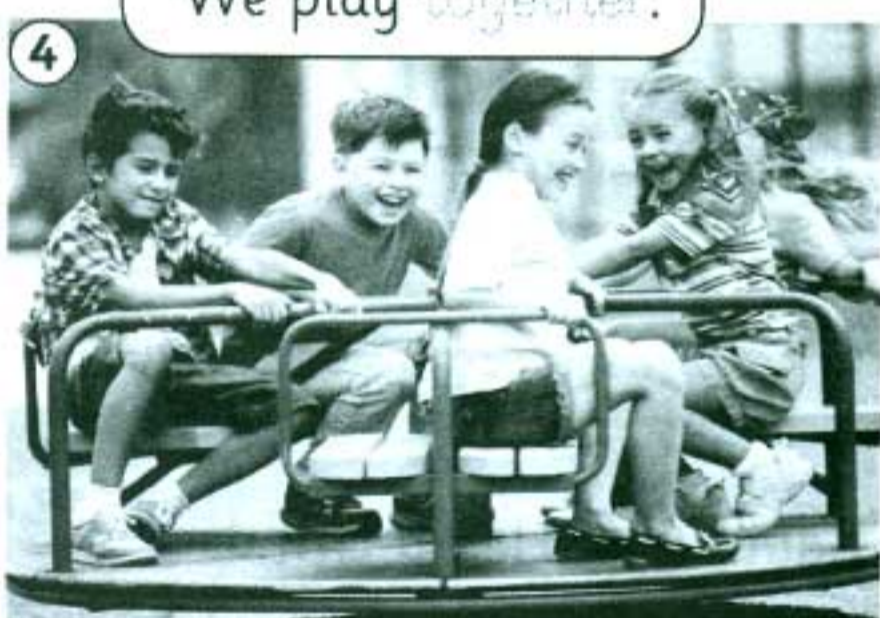
I share.



I say hello.



We shake hands.



We play together.



I smile.

We say goodbye.



# Let's move!

# Unit 1



## 1 Match and say



a Sit down.

b Say hello.

c Stand up.

d Wave goodbye.



## 2 Point, say and do






# Paper plate faces



## 1 Read and color



## 2 Read and complete

1 He has ..... hair and ..... eyes.

2 His nose is ..... and his mouth is .....



## 3 Now color and write. Then say

She has ..... hair and

..... eyes.

Her nose is .....

Her mouth is .....







## 1 Look and complete

He's   Her   ~~His~~   I'm   My   She's



His name is Tarek.

..... name is

..... name is

10.

Nahla.

4.


Lara.

7.



## 2 Read and color

blue eyes  
brown hair  
black glasses



## 3 Match

1 short, straight hair



2 long, straight hair



3 short, curly hair



4 long, curly hair



## 4 Read and circle

1 Ibrahim is 10.  
He's **a child / a baby.**

2 Mom is 35.  
She's **an adult / a teenager.**

3 Fares is 15.  
He's **a teenager / a child.**

4 Grandpa is 75.  
He's **an elderly person / a teenager**

5 Tamar is 1.  
She's **an adult / a baby.**



# Unit 2 Meet my family



## 1 Read and match

This is my dad.

I'm Karim.

This is my mom.

I have a sister.  
Her name is Sara.

I have a brother.  
His name is Fares.



## 2 Look, read and write about Karim

brother    father    mother    sister

1 This is his .....

2 This is his .....

3 This is his .....


4 This is his .....







1 Look at the family on page 16. Match and say



grandma

sister

mom

brother

dad

grandpa



2 Look and read

Who's this?

This is my grandpa.



3 Look and trace

1 Who's this?

This is my grandma.



2 Who's this?

This is my mom.



3 Who's this?

This is my dad.







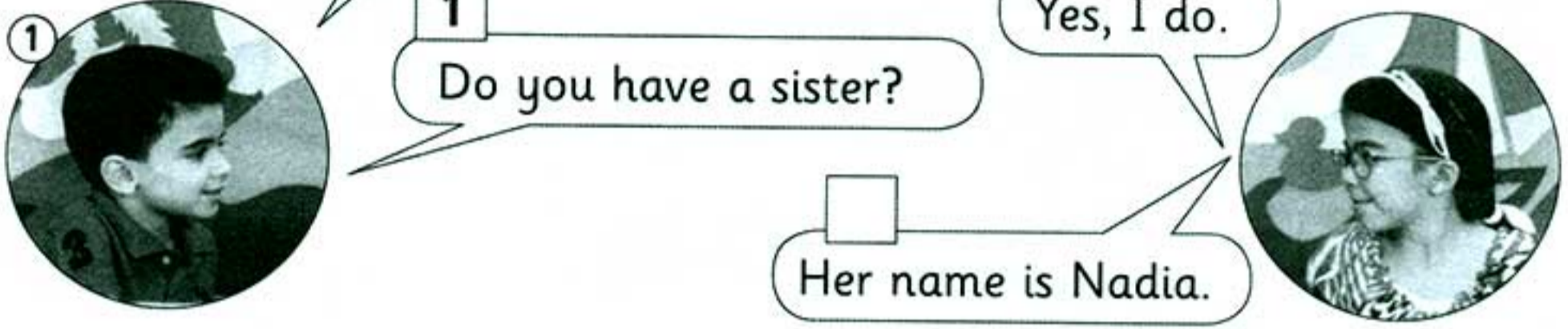
## 1 Find and write

What's her name?

1 Do you have a sister?

Yes, I do.

Her name is Nadia.

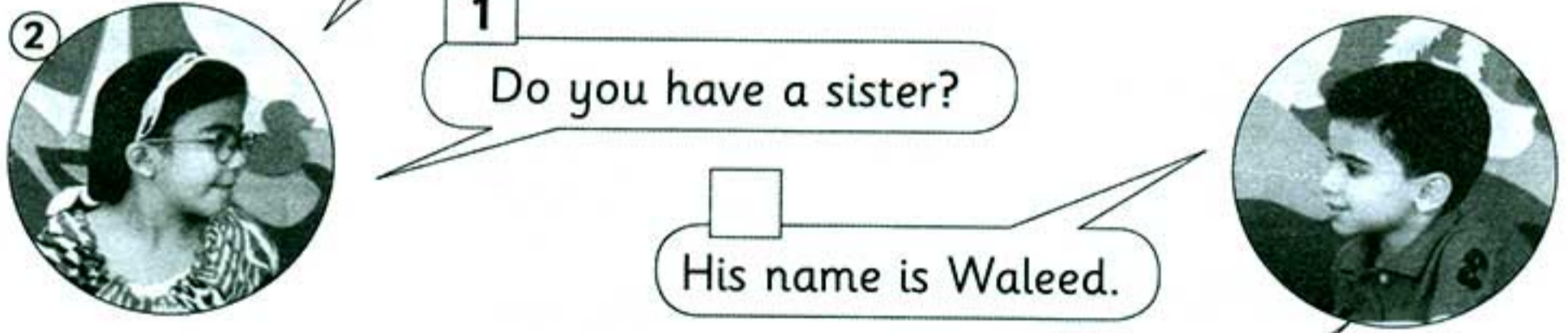


What's his name?

2 Do you have a sister?

His name is Waleed.

No, I don't. I have a brother.



## 2 Read and circle

1 Do you have a brother?

**Yes, I do. / No, I don't.**

2 Do you have a sister?

**Yes, I do. / No, I don't.**





## 1 Read and match



a tall

b young

c kind

d funny

e old

f short



## 2 Look and write. Then point and say

funny ~~kind~~ old short tall young



1 He is kind.



2 She is .....



3 She is .....



4 He is .....



5 He is .....



6 He is .....



# My family tree



1 Look, read and circle



1 This is my **grandpa / dad**.

5 This is my **dad / brother**.

2 This is my **aunt / grandma**.

6 This is my **aunt / mom**.

3 This is my **uncle / aunt**.

7 This is my **cousin / sister**.

4 This is my **grandpa / brother**.

8 This is my **sister / brother**.



2 Point and say


This is her ....







## 1 Look and complete



Younis

~~uncle~~    brother    cousins    sisters    uncle

- 1 Younis has an aunt and an \_\_\_\_\_.
- 2 Younis has two \_\_\_\_\_.
- 3 Younis has one \_\_\_\_\_.
- 4 Younis has three \_\_\_\_\_.



## 2 Look at the family tree in Exercise 1. Read and circle





- 1 Do you have two uncles, Younis? **Yes, I do. / No, I don't.**
- 2 Do you have an aunt? **Yes, I do. / No, I don't.**
- 3 Do you have two brothers? **Yes, I do. / No, I don't.**
- 4 Do you have two sisters? **Yes, I do. / No, I don't.**
- 5 Do you have three cousins? **Yes, I do. / No, I don't.**



## 3 Find and circle. Then write

g r a n d m a c o u s i n d a d s i s t e r u n c l e

-  1 grandpa    2 \_\_\_\_\_    3 \_\_\_\_\_    4 brother    5 cousin
-  1 grandma    2 aunt    3 mom    4 \_\_\_\_\_    5 \_\_\_\_\_



# People in my family



1 Look, read and write the missing letters

brother    cousin    funny    ~~grndma~~    grandpa    kind    tall    young



1 This is my gr a n d m a.  
She's k \_ \_ d.



2 This is my br \_ \_ \_ \_ r.  
He's f \_ \_ \_ y.



3 This is my c \_ \_ \_ \_ n Maya.  
She's y \_ \_ \_ g.



4 This is my gr \_ \_ d \_ a.  
He's t \_ \_ l.



2 Look again, then read and circle

- 1 My grandma is **tall** / short.
- 2 My brother has **straight** / curly hair.
- 3 Maya is **old** / a baby.
- 4 My grandpa is **old** / young.






## 1 Read and match

I'm Nesma. This is my family.



- 1 My mom is short.  
She has brown hair.



- 2 My dad is tall.  
He has short black hair.



- 3 My sister is a baby.  
She has brown curly hair.



- 4 My grandpa is old.  
He has gray hair.



- 5 My brother is young.  
He has brown hair.



- 6 My grandma is tall.  
She has long gray hair.



## 2 Read again and color



## 3 Point and say



# Phonics



1 Trace and say



2 Look, write and say



1 \_ \_ ip



2 tea \_ \_ er



3 \_ \_ ake hands



4 \_ \_ air



5 \_ \_ ort



6 \_ \_ ild



3 Point and say







## 1 Look and match. Draw lines



tidy my toys


make my bed

help my mom and dad



## 2 Look, read and complete

~~help~~ help make tidy





# Big families and small families



## 1 Look, read and match



- a My family is small. I have a brother. I don't have a sister.
- b My family is big. I have two brothers and two sisters.
- c My family is small. I don't have a brother or a sister.
- d My family is big. I have four sisters. I don't have a brother.



## 2 Look and circle

Samy has a **big** / **small** family.  
He has three **sisters** / **brothers**.  
He doesn't have a **sister** / **brother**.







## 1 Read and circle



- 1 Dad is taller / shorter than Laila.
- 2 Laila is older / younger than Dad.



- 3 Reem is taller / shorter than her brother.
- 4 He is older / younger than Reem.



## 2 Look and complete

older younger



- 1 Adam is \_\_\_\_\_ than his sister.



- 2 Mom is \_\_\_\_\_ than grandma.



## 3 Order and write

- 1 is Talia taller Tarek than  
Tarek .....
- 2 younger is than Tarek Talia  
Talia .....


لا تفسد الاشراك في  
قنوات زاكروني  
على تطبيق التليجرام



# Family trees



1 Look and write



Seleem

aunts    big    ~~brother~~    cousins    sister    uncles

This is Seleem. He has one brother and one .....

He has two ..... and no .....

His family is !



 **1 Look at the family on page 16, then read and write**

brother dad ~~grandma~~ grandpa mom sister



**1** This is my grandma.



**2** This is my .....



**3** This is my .....



**4** This is my .....



**5** This is my .....



**6** This is my .....

 **2 Point and say**

This is his ....

 **3 Read and write Yes or No**

**1** He is old. ... No



**2** He is young. ....



**3** She is tall. ....



**4** She is kind. ....



 **4 Read and match**

**1** Do you have a big family?

**a** Her name is Miriam.

**2** Does Ali have a brother?

**b** This is my brother.

**3** What's her name?

**c** Yes, I do. I have four brothers!

**4** Who's this?

**d** Yes, he does. And he has a sister.

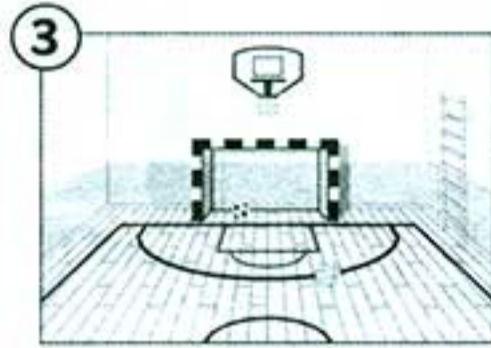




# Unit 3 In my community




## 1 Look, read and write


school sports hall playground classroom




## 2 Look and write



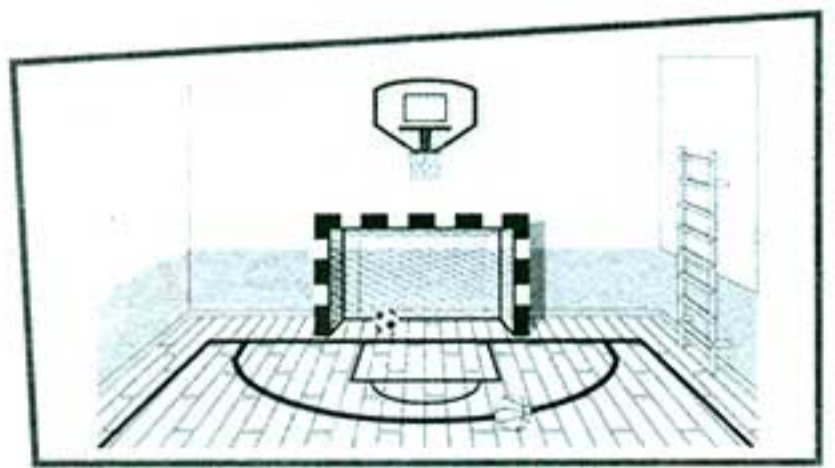
I like my s \_ \_ o \_ \_ l.



Here's the cl \_ \_ \_ r \_ \_ m.



Here's the p \_ \_ yg \_ \_ \_ nd.



Here's the \_ p \_ rts h \_ l \_.



## 3 Read and draw

This is my school.







## 1 Look, read and circle

①



table / chair

②



eraser / ruler

③



sharpener / ruler

④



eraser / pencil case

⑤



pencil / table

⑥



pen / pencil case

⑦



sharpener / whiteboard

⑧



whiteboard / pen


⑨



chair / pencil




## 2 Read and draw



chair



table



pencil case



ruler




## 3 Look in your classroom. Point and say



## 4 Complete

What's this?



It's a.....



# At my school



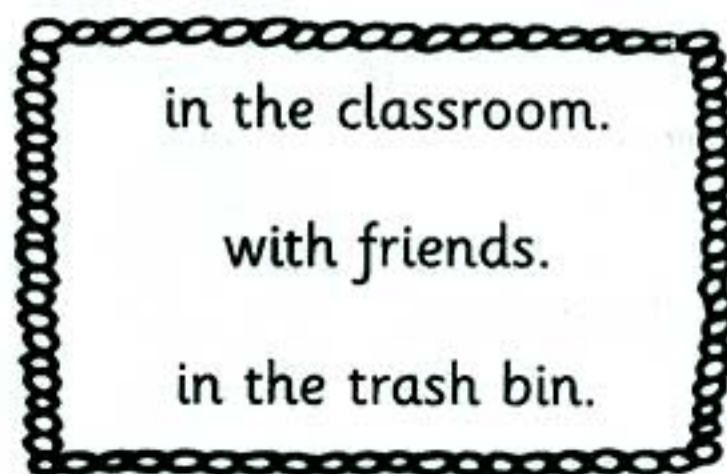
## 1 Look, read and trace



## 2 Now point, mime and say



## 3 Read, match and say








## 1 Read and complete

eat ~~like~~ listen look play sing



I like my school. This is my classroom.



I ..... to my teacher.



We ..... at pictures.



We .....



We ..... games in the playground.



I ..... lunch with my friends.



## 2 Point and say






# This is my town



1 Look, read and write the number

- 1 bakery
- 2 butcher's
- 3 houses
- 4 market
- 5 park
- 6 school



2 Look, read and complete

ark cho ker ~~ket~~ ous tch



1 mark e t



2 ba \_ \_ y



3 bu \_ \_ er's



4 h \_ \_ es



5 p \_ \_



6 s \_ \_ ol




3 Now point and say





## 1 Read and circle the correct picture


1 meat



2 bakery



3 market



## 2 Read, look and complete

bakery

bread

butcher's

fruit

market

meat

We buy



fruit

at the



We buy



at the



We buy



at the






# At the park



1 Find, circle and write

climbing frame slider roundabout swings



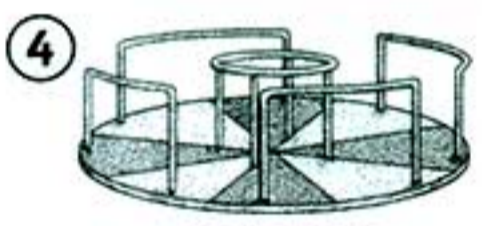
.....



..... climbing frame .....



.....



.....



2 Read and circle

①

We play on the **climbing frame** / swings.

②

We play on the **slide** / roundabout.

③

We like the **swings** / roundabout!

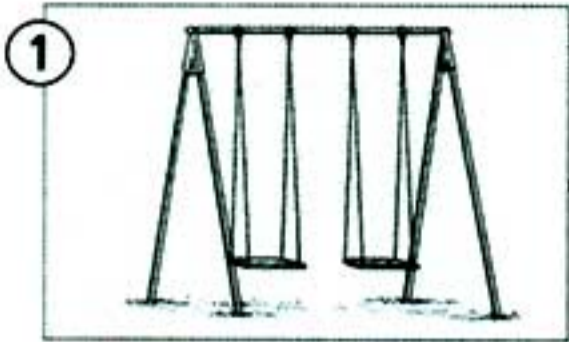


3 Now point and say

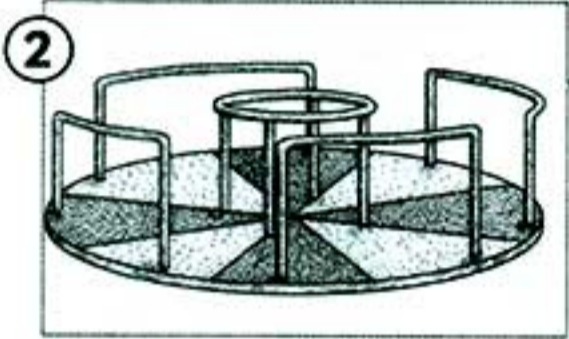




## 1 Read, point and complete




I play on the c l \_ \_ \_ ing f \_ \_ m \_ .



I play on the s \_ \_ d e .



I play on the s w \_ \_ \_ \_ .



I play on the r \_ \_ n d a \_ \_ \_ t .



## 2 Read, trace and match

What do you do at the park?

① I play with my jump rope.

② I throw a ball.

③ I ride my bike.



## 3 Now point and say



# Learn Phonics with Busy Bee!



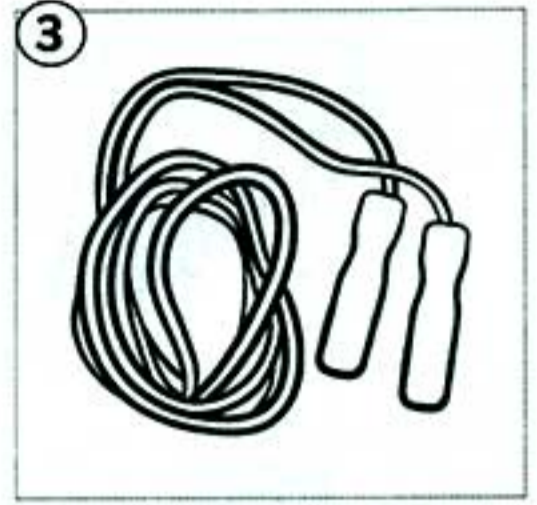
1 Look, read and color



throw



coat



rope



2 Complete and read

ow

yell\_\_\_\_\_

oa

b\_\_\_\_\_t

o-e

n\_s\_



3 Read, draw and color. Then say

There's a yellow  
boat and a rope.





## 1 Look, read and circle

1



We play football / shake hands.

2



We listen to our coach / play in the park.

3



We share the ball / play in the park.

4



We shake hands / play football.

5



We share the ball / listen to our coach.



## 2 Read and complete

shake   share   listen

1 We \_\_\_\_\_ to our coach.

2 We \_\_\_\_\_ the ball.

3 We \_\_\_\_\_ hands.





## Pictographs



**1 Read, then complete the picture chart by drawing circles**

1 ● = 2 children





How many children like to ...

play football? (6)

play on the climbing frame? (4)

play on the slide? (8)

play on the roundabout? (5)

	● ● ●
	
	
	



**2 Look at the picture chart. Read and answer**

1 ● = 2 children





How many children like to ...

play jump rope? .....

play on the swings? .....

ride a bike? .....

play in the park? .....

	● ●
	● ● ● ●
	● ● ●
	● ●





## 1 Look and complete

outside    at home    on boats



These children don't live near a school. They have lessons \_\_\_\_\_.



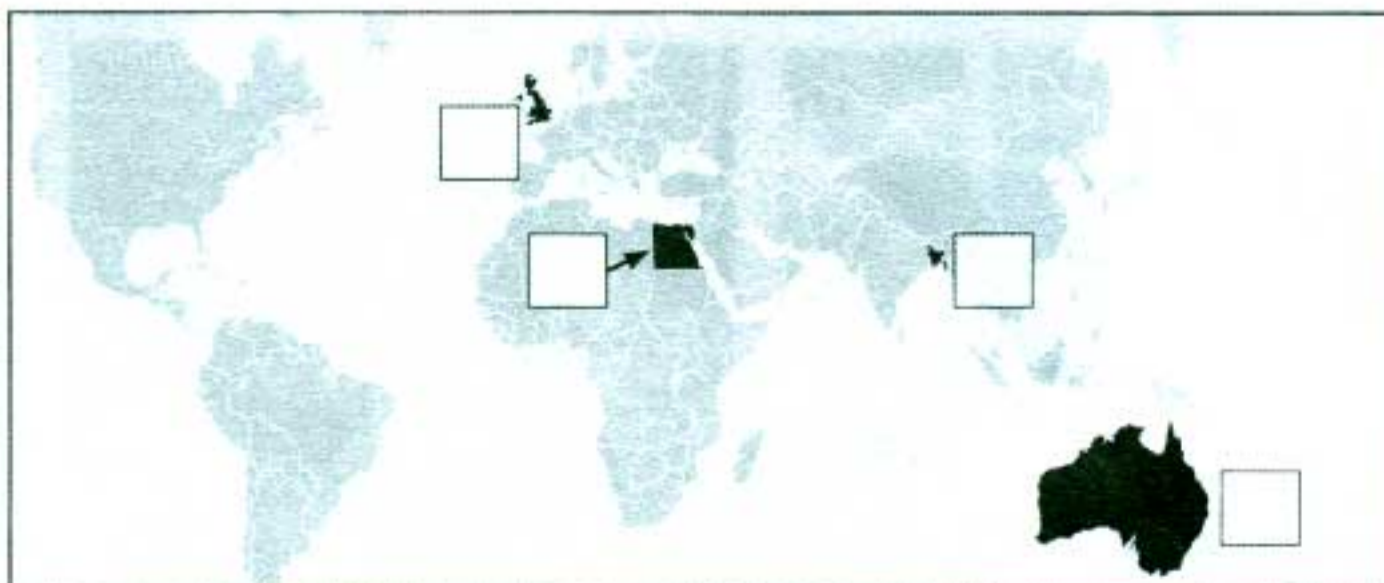
These children have lessons \_\_\_\_\_ at forest school.



These children have lessons \_\_\_\_\_.



## 2 Read and number



1 Australia

2 UK

3 Bangladesh

4 Egypt









## 1 Circle the word that is different

- |              |           |               |                |
|--------------|-----------|---------------|----------------|
| 1 roundabout | swings    | <u>pencil</u> | slide          |
| 2 whiteboard | bakery    | chair         | pen            |
| 3 houses     | market    | butcher's     | climbing frame |
| 4 meat       | sharpener | table         | ruler          |
| 5 ball       | fruit     | bike          | jump rope      |



## 2 Read and circle

- 1 We **listen to** / **read** the teacher.
- 2 We **ride** / **play** football.
- 3 We **eat** / **read** lunch.
- 4 We like to **throw** / **sing** a ball.
- 5 We **write** / **look** at pictures.



## 3 Read, look and complete

bike      park      school      slide      ~~swings~~

1 I like to play on the  ..... swings

2 We play on the  .....

3 I ride my  .....

4 We play at the  .....

5 I like my  .....



# Review 1



## 1 Look, read and circle

- 1 He has curly hair. Yes / No
- 2 She has short hair. Yes / No
- 3 His hair is long. Yes / No
- 4 Her hair is straight. Yes / No



## 2 Now read and color

- 1 His hair is black.
- 2 Her hair is red.
- 3 He has brown eyes.
- 4 She has green eyes.



## 3 Look, read and circle



He is **tall** / short.



She is **old** / young.



This is my **uncle** / aunt.



We go to the **market** / butcher's.

5



This is my **brother** / sister.



# Review 1



## 1 Look and circle

1



Hello! **My / I** name is Sameh. **I'm / is** 7.

2



This **is / are** my sister.  
**His / Her** name is Laila.  
**She / He's** 6. She **have / has** curly hair!

3



I **have / has** a brother, too.  
**She / He's** 9.  
**His / Her** name is Basel.

4



What's **your / his** name?  
 How old **are / is** you?



## 2 Sort and write

bakery    classroom    houses    market  
 playground    roundabout    slide    swings    board

town	school	park
bakery		



# Review I



## 1 Match and write



eat



ride

sing

listen

wave goodbye

eat

write

stand up



## 2 Read and circle

1 Who's this?

a It's a table.

b This is my brother.

2 Do you have a sister?

a Yes, I do.

b No, I do.

3 What's your name?

a Your name is Ziad.

b My name is Ziad.

4 How old is your brother?

a He's 12.

b She's 12.

5 What do you like to do?

a We like to play football.

b Yes, I do.





## 1 Say and circle. Then write



p / b  
p en



p / b  
\_ oy



p / b  
\_ encil case



p / b  
\_ an



p / b  
\_ ed



p / b  
\_ aby



p / b  
\_ layground



p / b  
\_ us



## 2 Look, say and match

short

child

shake hands

ship

chair

teacher



## 3 Circle the words with the same sound

1 yellow nose throw two

2 boat rope short coat




# Theme 2:





# Communication



تفوقك في أي عمل عليه العلامة دي ذاك رولاب [www.zakr.com](http://www.zakr.com)




# Unit 4 On the farm



## 1 Look, match and trace

1



a ducks

2




b goats

3



c a small horse

4




d a big horse



## 2 Look, read and complete


big ducks funny goats horse small



1 It's a b \_ \_ hors \_ .



2 They are sm \_ \_ l  
d \_ \_ \_ .



3 The g \_ \_ \_ are  
f \_ \_ \_ .






## 3 Now point and say








## 1 Complete the crossword

### Across



### Down




## 2 Look, read and circle


1 They are **big** / **small**.



2 It is **big** / **small**.



3 They are **ducks** / **chickens**.



4 It's a **fish** / **bird**.





# Animals




## 1 Look, read and circle



## 2 Color


1 It eats grass.

Yes/No




2 It runs in the field.

Yes/No



3 It swims in the water.

Yes/No



4 It eats hay.

Yes/No



5 It flies in the sky.

Yes/No



## 3 Look again and write

bird

~~cow~~

farm

goat

horse

fish

farm

1 It's a cow . . .

2 It's a . . .

3 It's a . . .

4 It's a . . . They live on the . . .

5 A . . . does not live on the . . .






## 1 Read, match and trace



## 2 Color



fish


1 It swims in the water.  
It's gray.

2 It's white and brown.  
It eats hay. It's funny.


3 It's big and black. It  
runs in the field.

4 It's small and yellow.  
It lives on the farm.

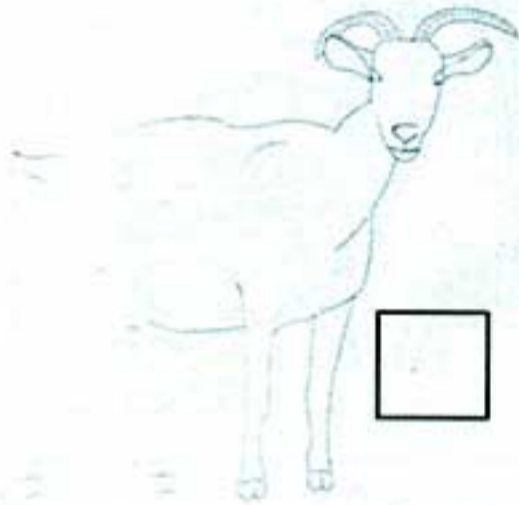
5 It's small and brown.  
It flies in the sky.



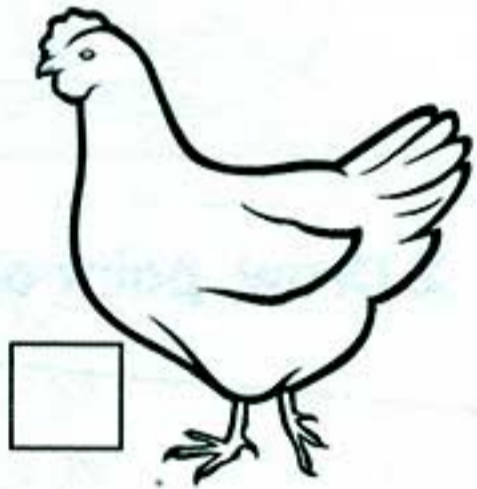
horse



bird



goat



chicken



## 3 Read again. Ask and answer

It swims in the water. It's gray. What is it?



It's a fish.






# What grows in the forest?




## 1 Look and write


grass   flowers   leaf   tree   ~~bush~~




.....  
bush.....




.....



.....



.....



.....



## 2 Draw, point and say





## 1 Match

1 We play

2 Birds live

3 The trees

4 The bush has

5 The flowers are

in the trees.

green leaves.

pretty.

on the grass.

are tall.



## 2 Read again and number


a




b



c



d






# We look after our world



1 Look and read. Write A, B, C, D or E



A

A We look after our world.

B We recycle plastic.

C We plant trees.

D We don't drop litter.

E We save water.



2 Read and complete

plastic ~~litter~~ trees water

How do you look after our world?



I don't drop ~~litter~~.

I recycle .....

I save .....

I plant .....







## 1 Look, read and write the number




- |          |            |        |         |
|----------|------------|--------|---------|
| 1 rabbit | 2 shelter  | 3 food | 4 water |
| 5 soil   | 6 sunshine | 7 rain |         |



## 2 Complete

food   ~~water~~   shelter   soil   sunshine   water

1 The pet rabbit needs  water,  .....  
and  .....

2 Plants need  .....,  ..... and  
 .....

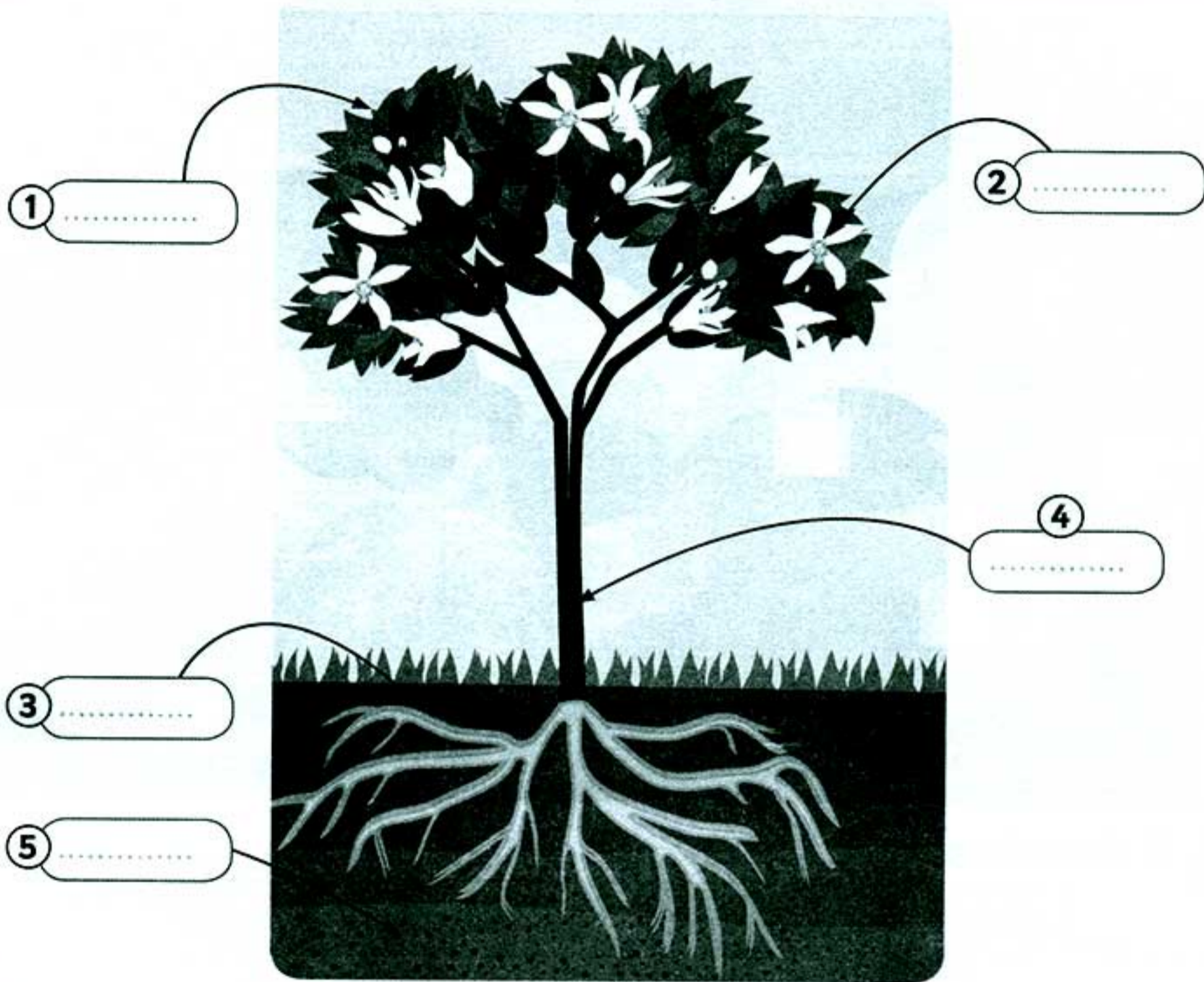
3 We need ....., ....., ..... and .....





## 1 Look, read and write

leaves roots flower soil stem



## 2 Read and complete


flowers   Leaves   ~~roots~~   soil   stem

- 1 Plants have ..roots... . The roots are in .....
- 2 The ..... grows from the roots.
- 3 ..... grow on the stem.
- 4 Plants have pretty .....





1 Trace and say




tail



2 Color



play



shake

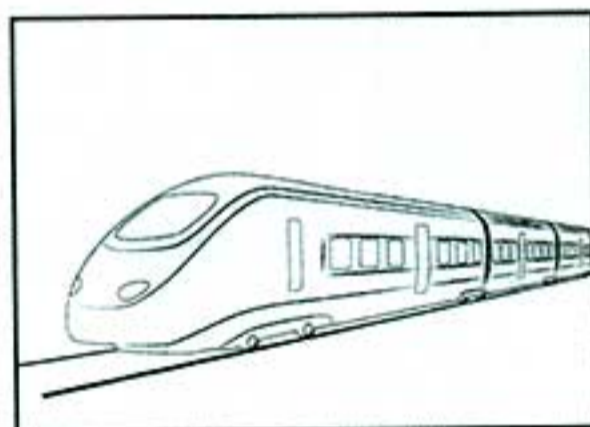


3 Look, write and say


**ai** **ay** **a-e**



1 r \_ \_ n




2 tr \_ \_ n



3 h \_ \_



4 pl \_ \_



5 c \_ k \_



6 g \_ t \_



# Habitats around the world



## 1 Find and write



...river....



.....

a	n	b	s	a	r	m	p
l	t	o	c	e	a	n	b
r	i	v	e	r	k	t	s
n	v	c	u	y	r	v	u
x	d	e	s	e	r	t	d
h	b	i	h	z	a	e	n
c	n	f	o	r	e	s	t
o	v	r	d	s	t	u	j



.....



.....



## 2 Read and circle

1 Deserts are usually hot and sandy.

**Yes**

**No**

2 There is a lot of rain in deserts.

**Yes**

**No**

3 There are lots of trees in forests.

**Yes**

**No**

4 Rivers have salt water.

**Yes**

**No**

5 Oceans have fresh water.

**Yes**

**No**





## 1 Match, then circle

hippo


turtle

crocodile


1



2



3



animals/plants

animals/plants

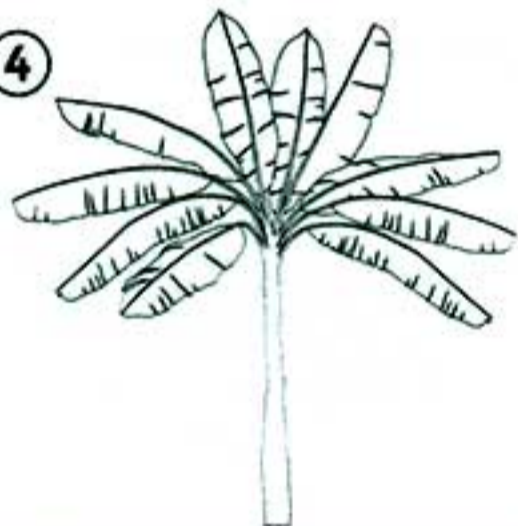
animals/plants

papyrus


bamboo

banana plant

4



5



6



animals/plants

animals/plants

animals/plants



## 2 Read and complete

grow is live need

- 1 The River Nile ..... the longest river in the world.
- 2 Crocodiles, hippos and turtles ..... in the River Nile.
- 3 Bamboo, papyrus and banana plants ..... next to the River Nile.
- 4 We ..... the River Nile for water, food and transportation.



# The River Nile



## 1 Look and write

turtle

hippo

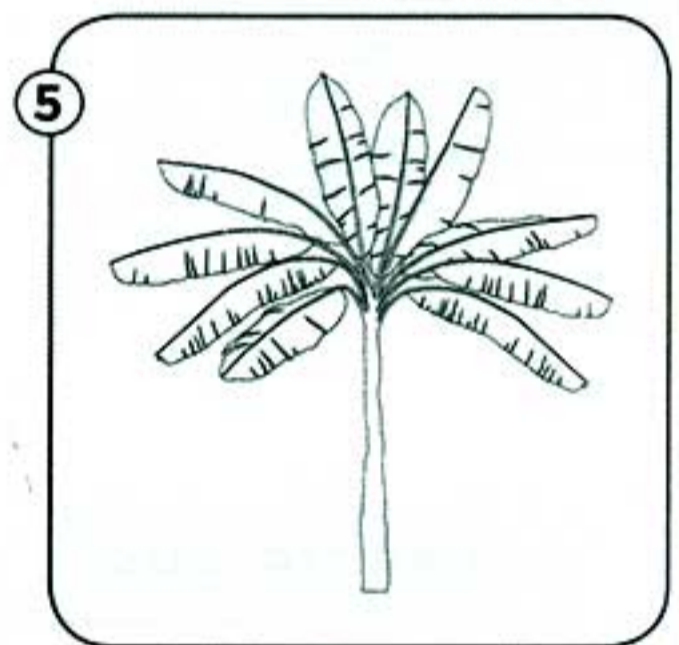





fish

crocodile

bamboo

banana plant






papyrus












## 1 Look, read and match

1		goat	They grow next to the river.
2		crocodile	It eats hay.
3		chickens	They live in the trees.
4		birds	They live on the farm.
5		banana plants	It lives in the river.



## 2 Look, read and circle

1		2		3	
	rabbit		sheep		leaf
4		5			
	bush		turtle		



## 3 Now point and say



# Unit 5 Transportation



1 Look, read and circle

①



I can see a motorbike.

Yes / No

②

I can see two subway trains.

Yes No



③



I can see a bus.

Yes No

④

I can't see a tree.

Yes No



⑤



I can't see a bicycle.

Yes No



2 Read and complete. Write *can* or *can't*, then color

I can see a bus.

I ..... see two motorbikes.

I ..... see a train.

I ..... see three trees.







## 1 Complete

boat

bus

motorbike

train



b \_ s



t r \_ \_ n




m o \_ \_ \_ b i \_ e



b \_ \_ t



## 2 Look, trace and match



airplane

van

bicycle

truck

car


subway



# What can you see?



## 1 Look, read and circle



I can see a bus and a truck.



I can see a train and a car.




I can see a train and a bicycle.



I can see three airplanes.



I can see a motorbike.



I can see two vans.




## 2 Look, read and complete

~~car~~   airplanes   see   vans

What can you see?

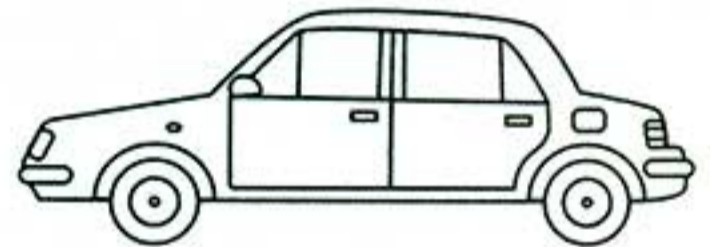

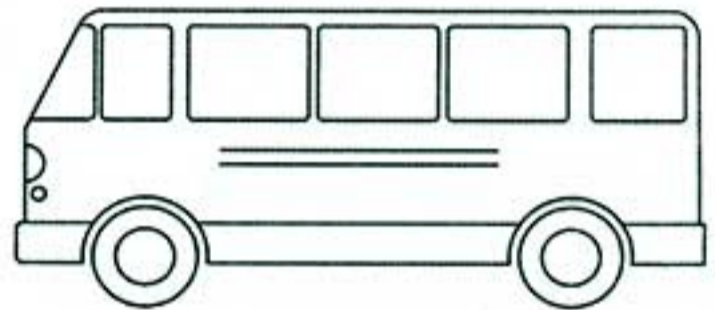

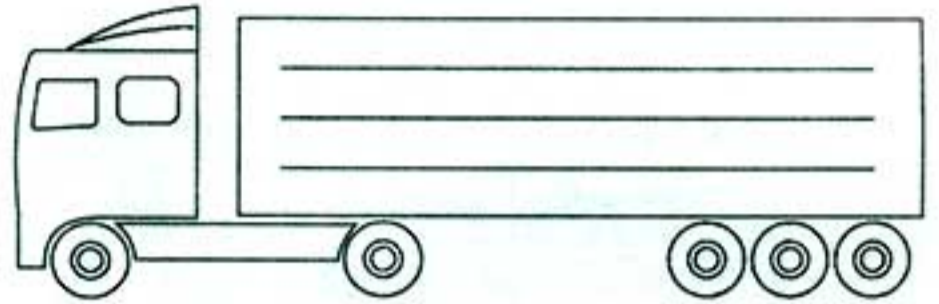

I can ..... two ..... and three .....







1 Color, then ask and answer



1

Can you see a black truck?



Yes, I can.



2

Can you see a red car?



Yes, I can.



3

What can you see?

I can see a .....





# Learn words



## 1 Look and write

cycle    drive    fly    walk



drive



## 2 Read and trace

1 How do you go to school?

I cycle / cycles.



2

How do they go to school?

They drive / drives.



4

How does he go to school?

He drive / drives.



## 3 Color

3 How does she go to school?

She cycle / cycles.



5

I walk / walks.



How do you go to school?








**1 Look, read and trace**



**2 Now color**



**3 Look, read and complete**

How do you go to school?

I.....

I.....

I.....



**4 Now point and say**



She walks to school.



# Where is the car?



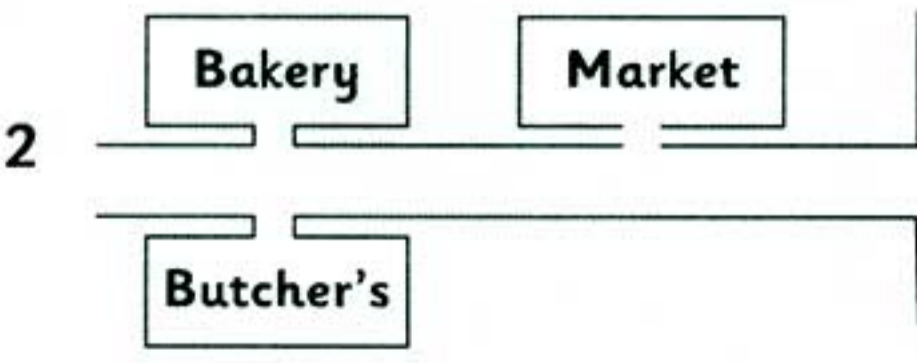
## 1 Look and match



## 2 Look, read and write



The van is ..... behind ..... the bus.  
The bus is ..... the van.



The butcher's is ..... the bakery.  
The market is ..... the bakery.



The car is ..... the trucks.



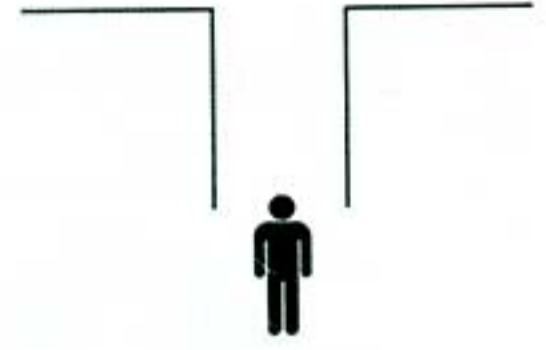





## 1 Read and draw

turn right

turn left

go straight on



## 2 Look, read and complete

school

house

market

park

shops

bakery

butcher's

market



left

next to

~~straight~~

opposite

right

straight

### 1 How to get to the park

Go straight ... on.

Turn .....

Turn .....

The park is ..... the market.

### 2 How to get to the school

Go ..... on.

Turn .....


The school is ..... the house.

Go straight on. Turn .....



## 3 Now point and say

How to get to the .....





# Phonics



## 1 Trace and say

th

st



## 2 Complete and say

1

s t o p

2

si \_ \_ er

3

\_ \_ ink

4

\_ \_ ree

5

\_ \_ and up



## 3 Now point and say







## 1 Read and circle

- |  |     |    |
|--|-----|----|
| 1 Cars can make pollution.                           | Yes | No |
| 2 Pollution is bad for us.                           | Yes | No |
| 3 Pollution is good for the Earth.                   | Yes | No |
| 4 When you cycle to school, you make pollution.      | Yes | No |
| 5 When you walk to school, you don't make pollution. | Yes | No |
| 6 Old cars make less pollution than new cars.        | Yes | No |



## 2 Write and draw ☺ or ☹

new   old   ~~cyete~~   walk

1 cycle to school ☺

2 ..... to school ○

3 drive ..... cars ○

4 drive ..... cars ○



## 3 Complete

P ..... is bad for the E ..... h.



# Values: Road safety



## 1 Read, look and write

bicycle clothes ~~helmet~~ music seatbelt signs

1 Wear a cycle



helmet

2 Ride your



in a safe place.

3 Look at the



4 Don't listen to



5 Wear bright



6 Wear a




## 2 Read and circle

① How do you stay safe on your bicycle?



I wear a **seatbelt / helmet**.  
I **listen / don't listen** to music.

② How do you stay safe in a car?


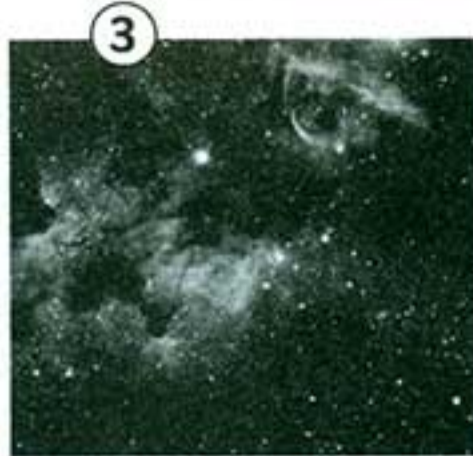


I wear a **seatbelt / helmet**.





## 1 Look and match



astronaut

rocket

space

spacecraft



## 2 Read and complete

Rockets can send s ..... into s ..... A ..... s  
explore space.



## 3 Read and draw

Rockets fly into space. They make a lot of pollution.



# Reading



1 Read, draw and color



I wear a life jacket on a boat.



I wear bright clothes and a helmet on my bicycle.



I wear a seat belt in a car.



2 Look and draw ☺ or ☹





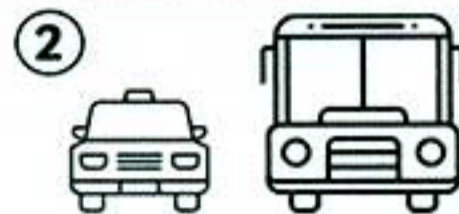


## 1 Complete

behind      ~~between~~      in front of      next to      opposite



The bicycle is between the cars.



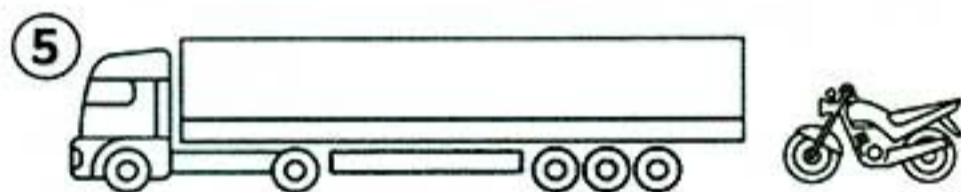
The bus is next to the car.



The car is behind the van.



The car is in front of the bus.



The truck is opposite the motorbike.



## 2 Find, circle and write

fly walk drive cycle



fly




## 3 Match

① turn right

② turn left

③ go straight on









# Unit 6 The world around us



## 1 Look, read and write

beach desert hot ~~pyramids~~ sand sea

1 Look! There are the  pyramids . They are in the  desert . It's  hot . There is a lot of  sand .

2 Look! There's a  beach . People swim in the  sea .



## 2 Read and circle

- |  |            |           |
|--|------------|-----------|
| 1 There is a lot of sand on the beach. | <b>Yes</b> | <b>No</b> |
| 2 People swim in the desert.           | <b>Yes</b> | <b>No</b> |
| 3 The pyramids are in the sea.         | <b>Yes</b> | <b>No</b> |
| 4 The desert is hot.                   | <b>Yes</b> | <b>No</b> |





## 1 Match



des est  
ty  
for ert  
ci tel  
ho  
be ach



## 2 Look, ask and answer



Is there a desert?

No, there isn't.  
Is there a beach?







# 1 Look, read and circle



- 1 There **is / are** a park.
- 2 There **is / are** a car.
- 3 There **is / are** people.

- 4 There **is / are** a bicycle.
- 5 There **is / are** swings.



# 2 Look again and complete

Is    Are

Yes   No

is    are

- 1 ..... there a park?
- 2 ..... there a roundabout?
- 3 ..... there a car?
- 4 ..... there flowers?
- 5 ..... there trees?

- Yes ....., there .....
- ....., there .....
- ....., there .....
- ....., there .....
- ....., there .....



## 1 Match

1 big

2 wide

3 hot

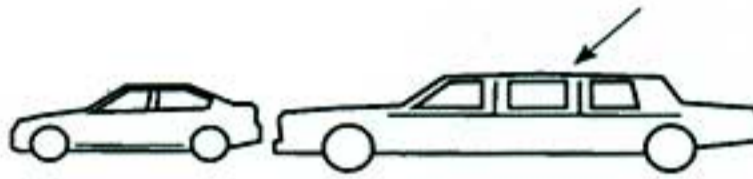
4 old

5 small

a



c



d



e



b



## 2 Look, read and complete

big cold new ~~small~~ tall



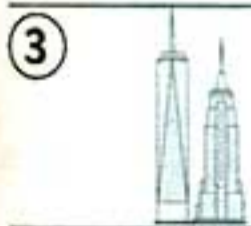
It's big.

No, it's small.



It's hot.

No, it's .....




It's wide.

No, it's .....



It's old.

.....



It's small.

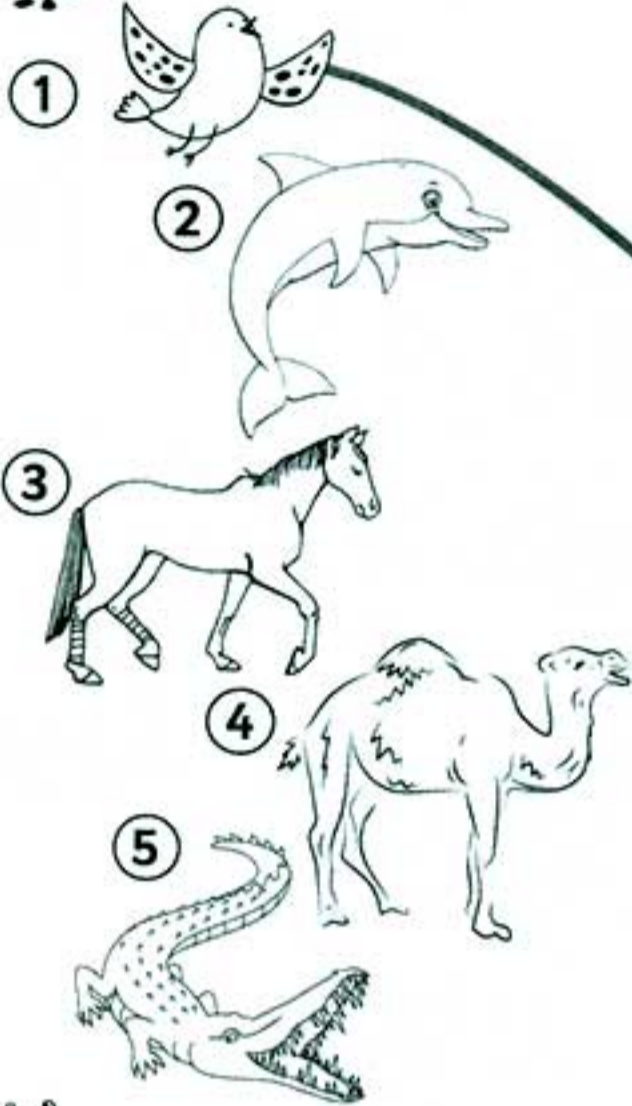
.....



# Where do you live?



## 1 Find and write




- a I live in the desert.
- b I live on the farm.
- c I live in the trees.
- d I live in the river.
- e I live in the sea.

Where do you live?



## 2 Look, read and complete

~~do~~ in live live Where



I live in Tanta



## 3 Read and complete

Where do you live?





## 1 Read and complete

village  
town  
city



## 2 Read and circle

1 A village is small.

Yes      No

2 A city is big.

Yes      No

3 A city is bigger than a town.

Yes      No

4 A village is bigger than a city.

Yes      No

5 A town is smaller than a village.

Yes      No



## 3 Look, read and complete

city    town    ~~village~~  
are    are    is    is



I like my village . There ..... pretty flowers  
and tall trees. There ..... a wide river.



I like my ..... . There ..... a big  
market and a museum.



I like my ..... . There ..... old  
houses and new houses.



# Reading



## 1 Look, read and complete

Giza    Alexandria



1

I live in a town. It is next to the sea. There are old houses and new houses and there are beaches. There are lots of hotels too. I live in .....



2

I live in a city. It is next to the River Nile. There are lots of people. You can see pyramids and temples. I live in .....



## 2 Read, write and circle. Make true sentences

- 1 I live in .....
- 2 It is a **city** / **town** / **village**.
- 3 It **is** / **isn't** next to the sea.
- 4 There **is** / **isn't** a river.
- 5 There **are** / **aren't** pyramids and temples.
- 6 There **is** / **isn't** a playground.







## 1 Read, look and write

sandboarding    snorkeling    flowers    ~~oasis~~    dunes    coral

1 An  ...oasis... is a place in the desert with trees and water.

2 People grow plants and  .....

3 There are sand  ..... in the desert.

4 People go  .....

5 There are  ..... reefs in Dahab.

6 People go  .....



## 2 Look at the picture and circle

- |                          |     |    |
|--------------------------|-----|----|
| 1 There is an oasis.     | Yes | No |
| 2 There are trees.       | Yes | No |
| 3 There are flowers.     | Yes | No |
| 4 There are coral reefs. | Yes | No |
| 5 There are people.      | Yes | No |
| 6 There are sand dunes.  | Yes | No |





# Egypt - our modern world



## 1 Match

1 museum

a



2 library

b



3 restaurant

c



4 shopping mall

d



5 skyscraper

e



## 2 Read and complete

library   mall   ~~museum~~   restaurant   Skyscrapers

1 We can see old things in the   museum  .

2 There are lots of books in a                   .

3 We can eat in a                   .


4 We go to the shopping                    in the city.

5                    are very tall!






1 Look and trace. Then say



b e a c h

2



s h e e p



2 Complete

ee

ea

1



t h r

2



r \_ \_ d

3



t r

4




s



3 Read, color and trace

It's a green leaf.






# Saving water



## 1 Read and write

faucet farmer dam irrigation



## 2 Read and complete

desert plants faucets ~~irrigation~~ rain Dam

- 1 Farmers use irrigation to water plants.
- 2 In Egypt there isn't a lot of .....
- 3 There is a lot of .....
- 4 The Aswan ..... holds water.
- 5 The River Nile helps ..... to grow.
- 6 We can turn off ..... to save water.









## 1 Look, read and write the number

- 1 This old house has thick walls. It's in the desert. It's cool.
- 2 We wear sunscreen when the sun is hot.
- 3 We make our buildings cool.
- 4 We drink lots of water to stay cool.
- 5 This is an old windcatcher. It keeps a city cool.



## 2 Read and circle

How do you stay cool in the heat?

- |                                      |     |    |
|--------------------------------------|-----|----|
| 1 I wear sunscreen.                  | Yes | No |
| 2 I wear a hat.                      | Yes | No |
| 3 I go out when the sun is very hot. | Yes | No |
| 4 I drink lots of water.             | Yes | No |



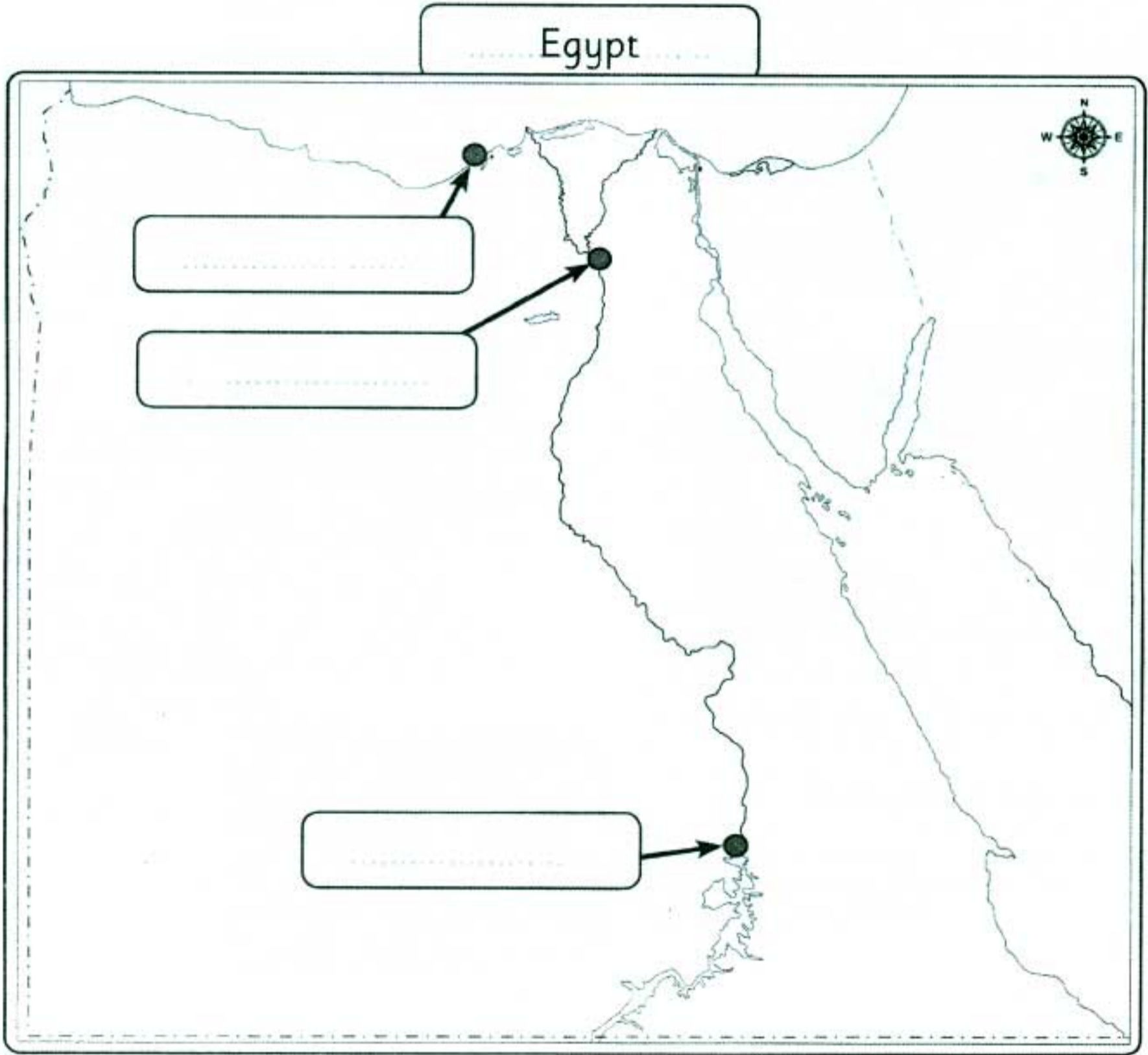
# A map of Egypt



**1 Read, color and write**

**Write:** ~~Egypt~~ / Cairo / Alexandria / the Aswan Dam

**Color:** sea - blue / river – blue / desert - yellow



**2 Point and say**

This is a desert.








## 1 Read and circle

- 1 Egypt is a **hot** / cold country.
- 2 We can eat in a **museum** / restaurant.
- 3 There are lots of books in a **skyscraper** / library.
- 4 Windcatchers are in **old** / new houses.
- 5 Villages are **small** / big.
- 6 Cairo is a **town** / city.



## 2 Match

- |                 |                 |
|-----------------|-----------------|
| 1 trees         | <b>a</b> desert |
| 2 shopping mall | <b>b</b> forest |
| 3 oasis         | <b>c</b> sea    |
| 4 coral reefs   | <b>d</b> city   |



## 3 Read and complete

are   aren't   is   isn't   ~~live~~   there

① Where do you live?

**a** I live in Cairo.

② Is ..... a beach?

**b** No, there .....

③ Is there a river?

**c** Yes, there .....

④ Are there lots of people?

**d** Yes, there .....

⑤ Are there beaches?

**e** No, there .....





# Review 2



## 1 Look and complete



		1			3	4
		f		2	5	
6		o				
		r				
	7	e				
		s				
		t				
	8					



## 2 Read and match

- ① It eats grass.
- ② It swims in the water.
- ③ It runs in the field.
- ④ It flies in the sky.
- ⑤ It grows in the forest.







## 1 Look, read and circle

1

small



2

hot



3

old



4

wide



5

turn left



6

walk



## 2 Circle

1 There is / are a desert.

2 There is / are cars.

3 There is / are an oasis

4 Is / Are there lots of people?

5 Is / Are there a river?



## 3 Read and circle

1 Trees grow / grows in the forest.

2 I live / lives in a village.

3 Laila drive / drives to school.

4 How do / does they go to school?

5 My friends walk / walks to school.





# Review 2





## 1 What is it? Look, read and write

bicycle car house truck ~~van~~

①   It's behind the bus. It's a ~~van~~.

②   It's in front of the car. It's a .....

③    It's between the motorbikes. It's a .....

④   It's next to the bakery. It's a .....

⑤   It's opposite the school. It's a .....



## 2 Circle the odd one out

- |          |         |             |        |
|----------|---------|-------------|--------|
| 1 fly    | walk    | <u>sand</u> | cycle  |
| 2 train  | grass   | leaves      | bush   |
| 3 horse  | cow     | sheep       | sky    |
| 4 big    | village | small       | wide   |
| 5 museum | hotel   | sea         | school |



## 3 Look, read and circle



- 1 There's a beach. Yes / No
- 2 I can see sand. Yes / No
- 3 There's an oasis. Yes / No
- 4 There are people. Yes / No





## 1 Say, match and write



tree\_

b \_ \_ c h

s \_ \_

s h \_ \_ p

t r \_ \_ n


p l \_ \_

c \_ k \_

t \_ \_ l

g \_ t \_

h \_ \_



## 2 Circle the word that sounds different

1 plane tree say gate

2 hay green beach sea

3 leaf three train sheep

4 tail play leaves shake



## 3 Underline *th* and *st*. Then point and say



sister



think



three



stand up



# The Little Red Hen



1 Look and complete.



1 c \_ k \_



2 \_ ou \_ e



3 wh \_ \_ t



4 \_ \_ our



2 Listen and circle.

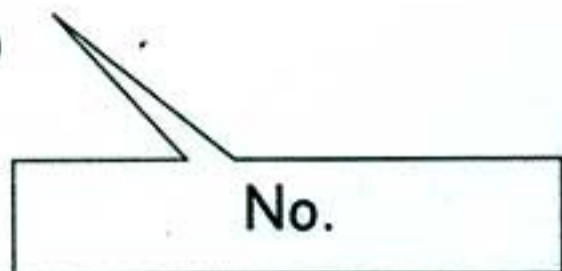






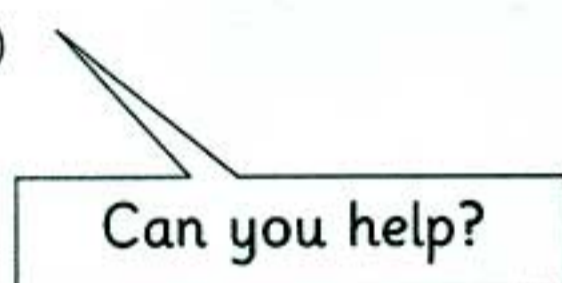
## 1 Who says this? Look and match

①



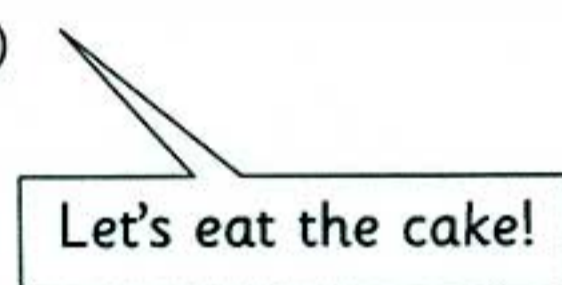
No.

②




Can you help?

③



Let's eat the cake!

④



We can help!

a



the cat, the dog and the mouse.

b



Little Red Hen

c



th cat, the dog and the mouse

d



th cat, the dog and the mouse



# The Little Red Hen



**1 Read and complete**



Title	
Setting	
Characters	
Events	



**2 Read and match**

**1** Beginning

**a** Little Red Hen eats the cake.

**2** Middle

**b** Little Red Hen makes some flour.

**3** End

**c** Little Red Hen grows some wheat.





1 Complete your review and draw

I like / don't like this story.

A large, empty rectangular box with a black border, intended for the student to draw a picture related to the story.

My favorite part of the story is .....



# The Little Red Hen



**1 What does Little Red Hen do next?  
Look, write and draw**

I think Little Red Hen .....



*Connect Plus* is a new and innovative course specially designed for learning based on life skills and citizenship education.

- Exciting Stories, catchy songs and motivating craft activities
- Engaging characters that children will identify with
- Pre-emergent reading and writing skills including phonics
- A syllabus for learning new age-appropriate skills for home and school
- An emphasis on values for young learners

*Connect Plus* Provides the complete package for learning based on life skills and citizenship education.

Student's Book  
Activity Book  
Teacher's Guide  
Class Audio CD  
Flash Cards  
PoSters

Digital materials available on the Egyptian Knowledge Bank

*Connect Plus* has been designed in alignment with the curriculum framework set by the Ministry's Center for Curriculum and Instructional Materials Development (CCIMD)

[www.connectforegypt.com](http://www.connectforegypt.com)



Size 21 x 29.7 cm  
Extent 112 pp  
Color 4/1  
Grammage 240/80 gm



9 789771 615019